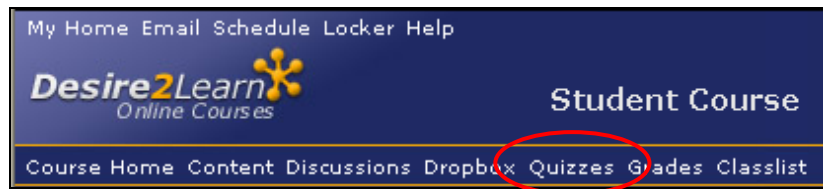


Finding your course Quizzes

Select the **Quizzes** link on the Course Home navigation bar.



The Quizzes Home page displays.



Taking a quiz

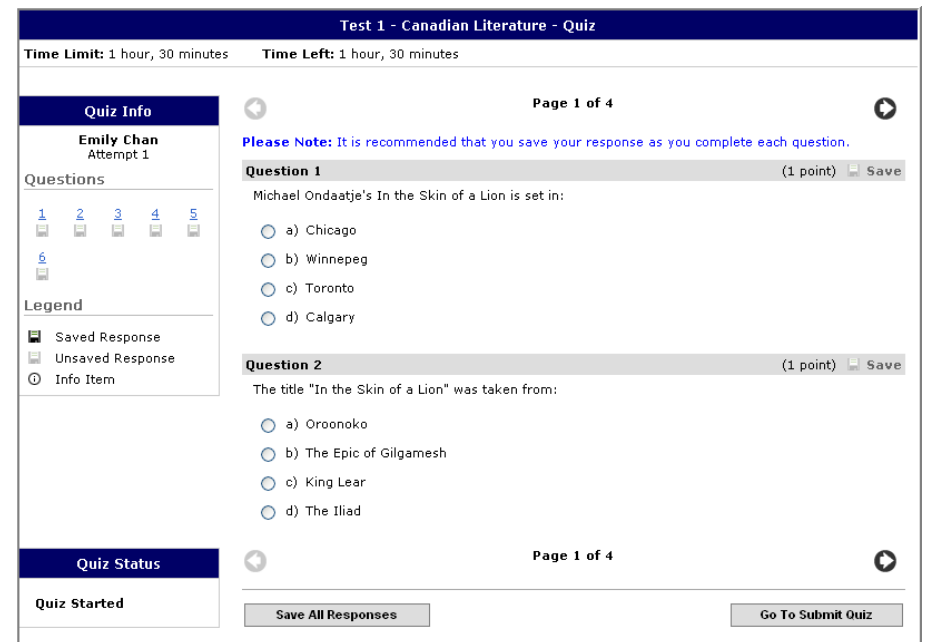
From the Quizzes Home page:

1. Click on the hyperlink for the quiz you want to take.


The instruction page for the quiz displays.


2. Click [Start Quiz!](#)



The initial quiz page displays.



3. Follow the instructions and complete the quiz.

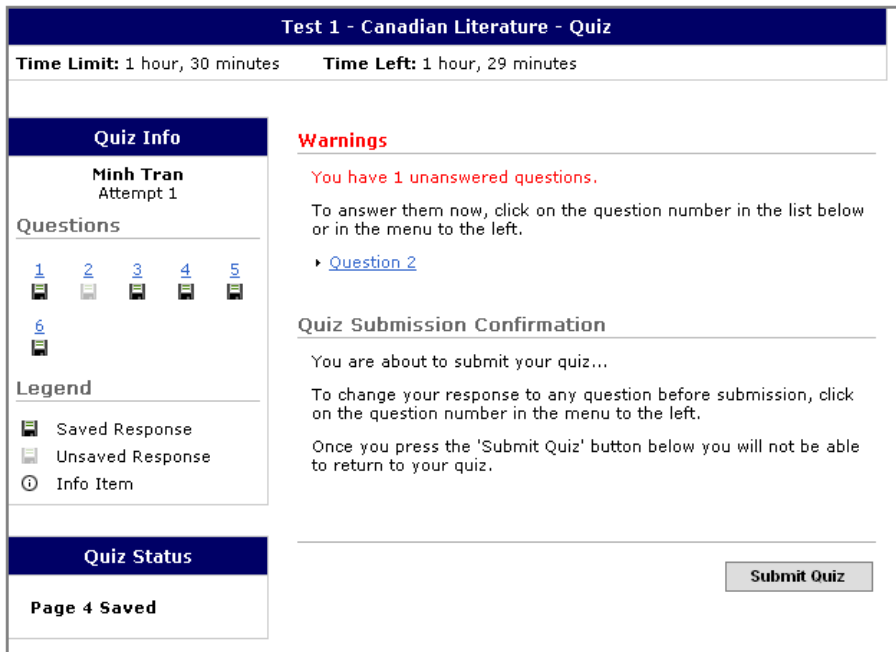
4. Click the save icon () to save each question as you complete it.

The **Quiz Info** widget helps you track saved answers. The Save icon () darkens below saved answers.

5. Click the **Save All Responses** button to save a page of questions or your work up to a certain point.
6. Click the Next Page icon () or the Previous Page icon () to navigate between pages.
7. Click the **Go to Submit Quiz** button when you are ready to submit.

The Submit Quiz page displays.

Unanswered questions display with a link to the unanswered question's number.



Test 1 - Canadian Literature - Quiz

Time Limit: 1 hour, 30 minutes **Time Left:** 1 hour, 29 minutes

Quiz Info

Minh Tran
Attempt 1

Warnings

You have 1 unanswered questions.




To answer them now, click on the question number in the list below or in the menu to the left.

▶ [Question 2](#)

Questions

1 2 3 4 5
6

Legend

 Saved Response
 Unsaved Response
 Info Item

Quiz Status

Page 4 Saved

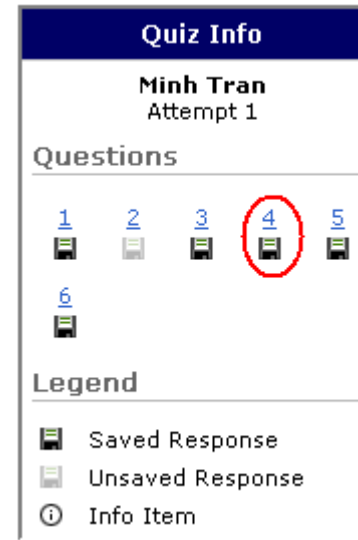
Submit Quiz

- If you have unanswered questions, click the hyperlinks to the questions and answer them.
- When you are sure you have completed the quiz, click **Submit Quiz**.

Note If the time limit has passed, you will be asked to submit your quiz.

Important Note If your instructor has chosen to auto-submit quizzes at the end of the designated time period and you have not finished the quiz, only the questions you have saved will be submitted. **You must ensure that all of your answers are saved before the time limit expires.**

Looking over questions






Quiz Info

Minh Tran
Attempt 1

Questions

1 2 3 4 5
6

Legend

 Saved Response
 Unsaved Response
 Info Item


Once you have saved a question, it is logged in the **Quiz Info** box as a hyperlink.

You can select a link to a saved question at any time during the quiz and review or edit your answer.

The **Quiz Info** box also indicates which answers still need to be saved.

Viewing your submission information and graded quizzes

To access information about your submissions and your grades:

- Select the **Quizzes** link from your Course Home navigation bar.
- Click the on the hyperlink for the quiz you want view.
- Click the **Submissions** icon ( **Submissions**).

The Submissions page displays.



Test 1 - Canadian Literature

[Quizzes Home](#)
[Summary](#)
[Submissions](#)
[Reports](#)

Frank Catcher (username: Frank.Catcher)

Individual Attempts	Score
Attempt 1	22 / 25 (88%)
Overall Grade (highest attempt): 22 / 25 (88%)	

Class Statistics

Class Average:		72%
Your Score:		88%

Note: Grades and statistical information become available when your instructor has graded the quizzes.

Note You can also view your grades (when posted by the instructor) by selecting the **Grades** link on your Course Home navigation bar.

Viewing Reports

Instructors may make extra information about quiz results available for you to view through reports.

To check if reports are available:

1. Click the **Reports** icon ( **Reports**) from the list of choices at the top of a quiz page.

The Reports page displays.

2. Click the title link of the report you want to view.


3. Click **Generate Report**.

The Report displays.







Test 1 - Canadian Literature

Test 1 Report

Class Statistics

Class Average:  72%

Question Statistics

Question 1		1 / 1 (100%)
Question 2		0.33 / 1 (33.33%)
Question 3		1 / 1 (100%)
Question 4		0.33 / 1 (33.33%)
Question 5		0.67 / 1 (66.67%)
Question 6		14.67 / 20 (73.33%)

4. To print a report click **Print Report**, choose your desired print settings in the pop-up window, and click **Print**.